

ABOUT US

Reimagine, Reinvent, Grow

Established in 1962, Tata Consulting Engineers Limited (TCE) is India's Leading Integrated Engineering Consultant providing Concept to Commissioning services. With 10,000+ projects delivered in more than 55 countries, the company had a 20% growth in new business acquisition. TCE, amongst the top 2 consultants in its core sectors - Power, Infra and Resources is a well-diversified firm with equal distribution between domestic and international projects. TCE continues to be a part of the Nation's Strategic Projects across Infra, Transportation, Nuclear, Power, Defence, Space and Urbanisation.

TCE has a track record of delivering several one-of-a-kind projects with a strong knowledge base and technical expertise. The Company has multi-disciplinary engineering talent with capabilities to manage complex projects worldwide. TCE is among the few companies geared for the Industry 4.0 era, providing engineering solutions for Industrial Internet of Things (IIoT).

Currently, TCE is executing projects (design, engineering and/or site services) at 130 sites across India and overseas. TCE has a dedicated talent pool with core engineering skills, thus serving as an integrated service model for its clients.

The Company's ability to manage complex projects, and experience in building cost-effective and environment friendly solutions, makes it one of the most sought after engineering solutions partner across the globe. TCE's Digital Engineering and 3D - 5D delivery models enable the Company to provide niche services tailored to client needs. This is underscored by several success stories in delivering client aspirations.

Vision

To be an internationally respected engineering consultant offering comprehensive solutions

Mission

Provide technically excellent and innovative solutions for adding value to all stakeholders, and operate globally as professional consulting engineers

Values

- Customer Satisfaction and Loyalty
- Technical excellence with professional ethics
- Responsibility to society
- Employee dignity and self-respect
- Organisational and individual growth






59 Years
of Technical Excellence



10000+
Projects Delivered Globally



2419 Employees



\$35 bn
Worth projects under
Management

Our Businesses

SECTORS



29%

Share of Revenue

POWER

Thermal, Nuclear, Renewable, Captive, Energy Storage, Transmission & Distribution.



40%

Share of Revenue

INFRASTRUCTURE

Water, Sewage, Sustainable Infrastructure, Urban Development, Buildings, Industrial & Manufacturing Facilities, Ports & Transportation



31%

Share of Revenue

RESOURCES:

1. HYDROCARBONS & CHEMICALS

Oil, Gas and Petroleum Refineries, Petrochemicals, Fertilisers, Chemicals & Specialty Chemicals, Food & Pharmaceuticals, Glass, Rubber, Cement and Allied Process Industries.

2. MINING & METALLURGY

Iron & Steel, Mining & Beneficiation of Ferrous & Non-ferrous, Smelting and Processing, Geology and Mine Planning, Mineral Processing and Beneficiation, Material Handling.



Our Businesses

SERVICES



DESIGN & ENGINEERING

- Project Concept Development
- Pre-feasibility & Feasibility Reports
- Detailed Project Reports
- Environmental Study Reports
- System Studies
- Frontend Engineering Design (FEED)
- OE Services
- Detailed Engineering



PROJECT MANAGEMENT & SAFETY

- Project Management
- Engineering Review
- Construction Management/Supervision
- Program Management
- Interface Management
- Specialised Services
- Quality & Safety Audits
- Outage Management



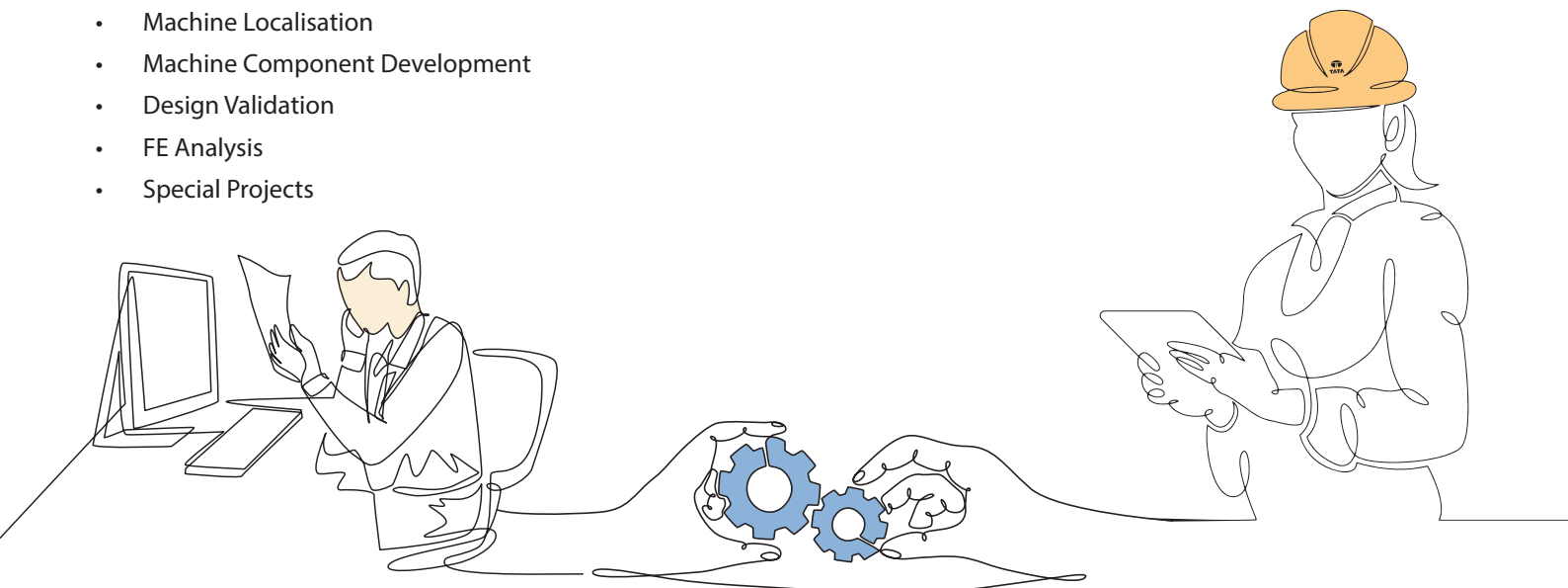
DIGITAL & ADVANCED TECHNOLOGY

- 3D Modelling & 4D Simulation
- Asset Digitisation
- Engineering IT Services
- BIM & IIoT
- New Machine Development
- Machine Localisation
- Machine Component Development
- Design Validation
- FE Analysis
- Special Projects



PROCUREMENT MANAGEMENT

- Procurement Assistance
- Quality, Inspection & Equipment management
- Vendor Quality Assessment
- Vendor Management
- Inquiry/Tender Preparation and Award



Our Presence

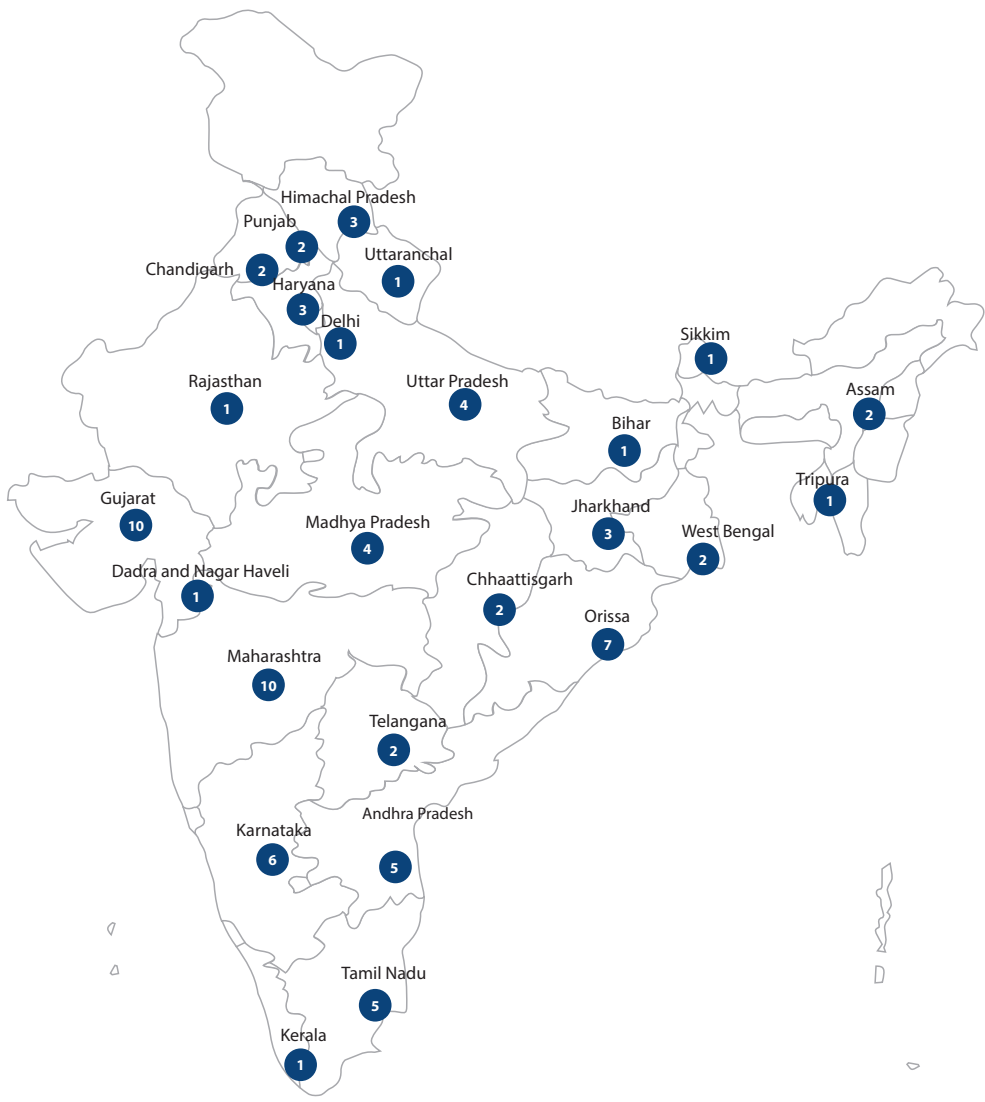


59%
Share of Total Revenue

INDIA

INDIA

- Assam**
 - Dibrugarh
 - Guwahati
- Andhra Pradesh**
 - Kakinada
 - Shriharikota
 - Vijaywada
 - Visakhapatnam
 - Yeddumailaram
- Bihar**
 - Patna
- Chhattisgarh**
 - Raipur
 - Durg
- Chandigarh**
 - Mohali
 - Naya Raipur
- Dadra and Nagar Haveli**
 - Silvassa
- Delhi**
 - New Delhi
- Gujarat**
 - Ahmedabad
 - Baroda
 - Bharuch
 - Dahod
 - Gandhidham
 - Gandhinagar
 - Jamnagar
 - Rajkot
 - Surat
 - Vadodara
- Haryana**
 - Faridabad
 - Gurgaon
 - Jhajjar
- Himachal Pradesh**
 - Kinnaur
 - Kullu
 - Shimla
- Jharkhand**
 - Jamshedpur
 - Ranchi
 - Noamundi
- Karnataka**
 - Bangalore
 - Belagavi (Belgaum)
 - Bellary
 - Bidadi
 - Hubballi
 - Shimoga
- Kerala**
 - Thiruvananthapuram



- Madhya Pradesh**
 - Bhopal
 - Nepanagar
 - Satna
 - Ujjain
- Maharashtra**
 - Aurangabad
 - Chandrapur
 - Mumbai
 - Navi Mumbai
 - Pune
 - Ratnagiri
 - Shirdi
 - Solapur
 - Tal Khed, Dist. Pune
 - Thane
- Orissa**
 - Banharpali
 - Bhubaneswar
 - Dhenkanal
 - Gopalpur
 - Narendrapur
 - Paradeep
 - Rourkela
- Punjab**
 - Bathinda
 - Mansa
- Rajasthan**
 - Jaipur
- Sikkim**
 - Gangtok
- Telangana**
 - Hyderabad
 - Secunderabad
- Tamil Nadu**
 - Chennai
 - Hosur
 - Sriperumbudur
 - Thoothukudi
 - Tuticorin
- Tripura**
 - Agartala
- Uttar Pradesh**
 - Allahabad
 - Bulandshahr
 - Noida
 - Sonbhadra
- Uttaranchal**
 - Dehradun
- West Bengal**
 - Kolkata
 - Medinipur

● No. of Cities (Domestic Projects) Map not to scale



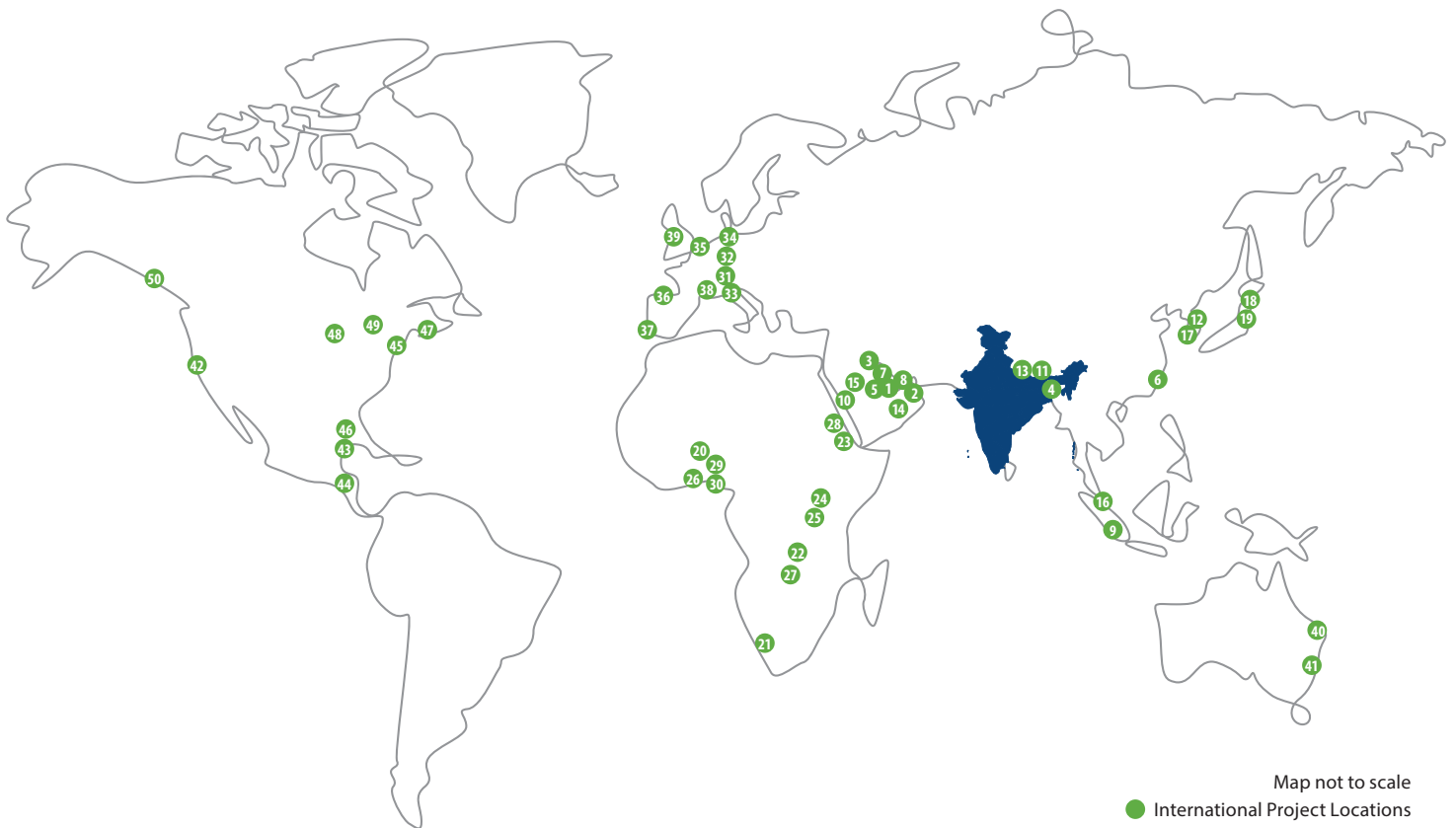
30%
Share of
International
Revenue

**MIDDLE EAST &
AFRICA (MEA)**



70%
Share of
International
Revenue

**REST OF
WORLD
(ROW)**



Map not to scale

● International Project Locations

ASIA & MIDDLE EAST

1. Abu Dhabi, UAE
2. Barka, Oman
3. Dammam, Saudi Arabia
4. Dhaka, Bangladesh
5. Doha, Qatar
6. Dongguan, China
7. Dubai, UAE
8. Fujairah, UAE
9. Jakarta, Indonesia
10. Jeddah, Saudi Arabia
11. Kathmandu, Nepal
12. Korea, South Korea
13. Lalitpur, Nepal
14. Ras Al Khaimah, UAE
15. Riyadh, Saudi Arabia
16. Selangor, Malaysia
17. Seoul, South Korea
18. Tokyo, Japan
19. Yokohama, Japan

AFRICA

20. Abuja, Nigeria
21. Aggeneys, South Africa
22. Chingola, Zambia
23. Djibouti, Ethiopia
24. Kampala, Uganda
25. Kigali, Rwanda
26. Lagos, Nigeria
27. Lusaka, Zambia
28. Mekelle, Ethiopia
29. Port Harcourt, Nigeria
30. Rivers State, Nigeria

EUROPE

31. Baden, Switzerland
32. Berlin, Germany
33. Gallarate, Italy
34. Hamburg, Germany
35. Handelsregister, Netherlands
36. Leioa, Spain
37. Lisboa, Portugal
38. Saint Paul Lez Durance, France
39. Northwich, UK

AUSTRALIA

40. Brisbane
41. Sydney

NORTH AMERICA

42. California, USA
43. Houston, USA
44. Mexico City, Mexico
45. New Jersey, USA
46. New Waverly, USA
47. New York, USA
48. Oakbrook Terrace, USA
49. Ohio, USA
50. Vancouver, Canada